

**Children's Church Grades 1- 3
Year 2 Curriculum - December**

Theme: Advent

- Lesson 1 First Prophecy of Christ's Coming**
Lesson 2 The Prophesied Savior Comes
Lesson 3 The Prophesied Ruler Comes and Is Worshipped

Suggested songs related to the theme:

Lesson 1: First Prophecy of Christ's Coming

God Rest You Merry, Gentlemen (verses 1 & 3)
Joy To The World (verses 1 & 3)

Lesson 2: The Prophesied Savior Comes

Away In A Manger (verses 1 & 2)
Hark The Herald Angels Sings (verses 1 & 2)
O Come All Ye Faithful (verses 1 & 2 or 3)
Silent Night (verse 1)

Lesson 3: The Prophesied Ruler Comes and Is Worshipped

Hark the Herald Angles Sing (verses 1 & 3)
O Little Town of Bethlehem (verses 1 & 2 or 4)
**We Three Kings (verse 1)*

Additional carols, as well as other worship songs, may also be used to supplement the children's worship service.

*Before singing *We Three Kings*, be sure to point out the inaccuracy of referring to the magi as kings. The magi were wise men--astronomers who watched the stars--and their number was unknown. But they did bring three noted gifts to worship the Lord Jesus.

Children's Church Grades 1-3
Year 2 Curriculum - December

Lesson 1

Title: Advent – First prophecy of Christ's coming

Text: Genesis 1:1 – 3:15

Theme: When man usurped God's throne in the garden he became in need of a Savior King. God promised such a redeemer.

Teaching Objectives: By God's grace, each child will

1. Understand that since God is creator of all, He has right to rule all.
2. See himself (as well as all men) as in need of a Savior King.
3. Rejoice in the promise God gave in Genesis 3:15 to deliver man from his needy condition.
4. Place his trust in Christ, the promised seed who crushed the head of Satan.

Memory Verse: *Genesis 3:15 And I will put enmity between you and the woman, and between your offspring and hers; he will crush your head, and you will strike his heel."*

Teacher Direction:

1. In this month's unit we shall reflect upon the first advent of Christ. Specifically, we shall look at how this event of all events was foretold. Each lesson will look at a prophetic verse and point to its fulfillment in Christ.

In this first lesson we shall look at the very first prophecy concerning the coming of Christ. It is found in Genesis 3:15. In the midst of judgment coming from man's fall into sin, God pronounces, in a somewhat veiled way, His intent to save man from the power that contributed to his demise. His announcement that through the seed of the woman the head of the serpent would be crushed, brought hope to a very dark moment in history.

2. Introduction

To introduce this lesson ask children if they have every heard any "Good News – Bad News" jokes. If any of them have heard jokes of this nature, allow a few of them to share. If none have heard any, share the following with them: A baseball player was once visited by an angel. For a time the player and the angel talked about the current World Series. Then the player asked the angel a question that was very important to him. He wanted to know if there would be baseball in heaven. The angel replied that he had good news and bad news. He said the good news was that there is baseball in heaven. The bad news, however, was that this baseball player was going to be a starter (on the heavenly team) tomorrow. Tell children that today's Bible story has some bad news, but also some very good news. Challenge them to listen well.

3. Bible Story

In relating the account from Genesis focus on the points that follow.

A. As Creator of all, God has a right to rule all. To develop this point, briefly share the narrative from Genesis 1:1 – 2:24. Help children see that God is the Creator of all. He made all that is. Apart from Him nothing would be that ever was or currently is. As Creator He also expects His creation to follow His will. He designed the land, sea, heavenly hosts, animals, birds, and humans for a specific purpose and has a right to expect that this purpose be accomplished.

In regards to man God had a special purpose for him. He created man, put him in a garden to tend and keep it, and then gave a command. For man to glorify God meant that he must live in obedience to God and for the purpose God intended. Since man was a creation of God this necessarily followed.

B. Man grievously fell from God (the bad news). Next share Genesis 2:25 – 3:7. From a state where God said all was very good, and where man and woman enjoyed perfect communion with each other and their God, man fell. Tempted by Satan through the serpent, Adam and Eve were convinced that God was keeping something from them. They decided to give in to his deceitful ploy and took the place of being their own rulers. Tragedy came quickly after this. Those who were naked and unashamed became those who knew they were naked and needed covering. Those who enjoyed such perfect communion, lost that blessing at every level. In addition, they were kicked out of the garden and from that point on had to live with a corrupted moral nature that they passed on to their children in all generations. Help children see the tragedy of this sin and the great need this created in all men's lives from that point forward.

C. In the midst of judgment, hope is given. When God found Adam and Eve hiding in the garden He immediately entered into judgment with them and the serpent. Though judgment was warranted and was far-reaching in consequence, God provided a glimmer of hope. In His judgment to the serpent, God declared that from this time forward, there would be a struggle between two seeds; the seed of those who follow the devil and the seed of those who follow God. Yet the outcome of the battle would not be uncertain for the seed of the woman (Christ) would eventually crush the head of Satan. Mankind had real hope that their fall from God could be remedied with the help of the seed of the woman.

4. Application

At Christmas time we celebrate the coming of that special "seed" of the woman, Jesus Christ, who came to earth in order to fulfill this prophecy. We should rejoice this Christmas season knowing that He came in order to defeat Satan and deliver us from our alienation to God. We should also commit or recommit our lives to God, allowing Him to be the rightful ruler. This babe in the manger is the Savior – King we all need.

5. Review Questions

What were things like when God first created the heaven and the earth and all things in them? (God saw it as very good. Man had perfect communion with God and the woman He had given her.)

What rights does God have over all that He creates? (He has the right to receive the obedience of all His creatures. He created all things for a purpose and has the right to expect that those purposes be fulfilled.)

Why did God create humans? (God created humans to glorify Him. He would do this by lovingly ruling all creation and by honoring God through his obedience.)

How did man fall from his perfect communion with God? (He listened to the lies of Satan. He believed that God was keeping something good from him and decided to be his own ruler.)

What consequences came from man's rebellion? (The communion with God and man was marred, they were kicked out of the garden, and a corrupted moral nature was passed on to all their descendants.)

What hope did God give in his judgment to the serpent? (God said that the seed of the woman, Christ, would one day crush the head of Satan.)

When was the head of Satan crushed? (When Christ died upon the cross and then rose again, Satan and all his followers were defeated.)

Good News Flowers

Tips for Teachers

- Make an example to serve as a model for children.
- Have a tub of water ready to demonstrate the “good news” flowers.

Materials

- Black line master
- Scissors
- Crayons or pencils (markers will run when placed in water)
- Paper towels


Instructions

1. Run a master for each child to complete in class and one to take home.
2. Have the children cut out the flowers
3. You may want to have the children give you ideas of good news that could be written on the flowers such as: God made me, God loves me, God sent Jesus, Jesus is our Savior.
4. Have the children write messages in the center portion of the flower and then fold all the petals in.
5. When the “good news” flowers are dropped into a tub of water they will enfold to reveal the good news. (You may want to place a pie tin filled with water on each table so children can float their flowers.) Damp flowers can be placed on paper towels to dry and can be reused.
6. Give each student an extra black line copy to be used at home.
 1. If you have more time each flower may be colored.

Faith Connections

Genesis 3:15 And I will put enmity between you and the woman, and between your offspring and hers; he will crush your head, and you will strike his heel.

While the children are making their “good news” flowers talk about today’s verse. Help children to understand that this verse is promising the coming Savior. Be sure to define words like enmity and offspring.



Dec., Lesson 1

Lesson 2

Title: Advent – The prophesied Savior comes

Text: Isaiah 7:14, Matthew 1:18-25

Theme: Jesus is the deliverer, foretold by Isaiah, who would save God's people from their greatest enemy, sin.

Teaching Objectives: By God's grace, each child will

1. Understand what Isaiah's sign meant to Ahaz.
2. Understand in what way Jesus fulfilled the prophecy of Isaiah 7:14.
3. Come to trust in the promises of God concerning our deliverance.
4. Rejoice in the coming of our deliverer, Jesus Christ.

Memory Verse: *Matthew 1:21* She will give birth to a son, and you are to give him the name Jesus, because he will save his people from their sins."

Teacher Direction:

1. In this unit we are looking at several prophecies concerning the first coming of Christ. In the first lesson we looked at the very first prophecy in the Bible in Genesis 3:15, which speaks of the seed of the woman (Christ) crushing the head of the serpent (Satan). This prophecy encouraged us with the hope that sin and the forces of evil would one day be conquered.

In this lesson we shall look at the prophecy found in Isaiah 7:14 which speaks of a sign that was given to assure the people that God was still with them and would ultimately deliver His people. As we look at the Old Testament passage and its fulfillment in the New Testament we want to try and understand how Jesus fulfills the prophecy in a way that parallels the original historical situation.

2. Introduction

As you begin the lesson it would be good to review the previous lesson. Refer the children to the Genesis 3:15 prophecy and ask them how this statement refers to Christ. Help children see that when Jesus came to earth (advent) and later was crucified, He was in essence crushing the head of the serpent.

After this introduction ask children if they know what a sign is. In previous lessons we said that a sign points to something else that is real. Tell children that a sign also acts as a reminder. In other words when you see the sign it should remind you of something usually very important. Ask children for examples of signs, which act as a reminder and then share a few examples of your own. For example, at restaurants you will see the sign "Wash your hands before returning to work". This sign is very important because it preserves the health of the customers. Also signs located near wall switches remind people to turn off the lights in order to conserve energy that is precious.

After this discussion tell children that today's story will tell of a very important sign. Encourage the children to listen well and to see if they can determine what the sign was and of what it was to remind the people.

3. Bible Story

As you develop the story be sure to include the points that follow.

A. The background of Isaiah 7:14 – In Isaiah 7 we find the nation of Judah and the promises to the house of David threatened by the kings from Ephraim and Syria. Ahaz, the king of Judah perceives the threat and fears his nation's extinction, which would mean the end of the lineage of David so important in Bible prophecy. Isaiah, sent by God, assures Ahaz that this current situation will not lead to his nation's demise. Isaiah calls Ahaz to be quiet, not to fear, and to believe. When Ahaz fails to receive Isaiah's message with belief, God sends Isaiah again. This time God provides a sign that should

remind Ahaz that God would indeed deliver the people of Judah from their strong enemies.

B. The meaning of the sign. It is difficult to know how this sign was manifest to Ahaz. Some commentators suggest that a woman, a virgin at the time of the prophecy, got married and had a baby, whom she named Immanuel. (This would have served as a reminder that God would be with Judah and not forsake them.) As the prophecy goes, the threatening nations would be destroyed before this baby was very old. Certainly, however, this prophecy points to a sign much in the future as well.

C. Matthew shows the greater fulfillment of Isaiah's prophecy. During the first century the people of Israel had their enemies as well. The Romans dominated the people of God. This, however, did not present their greatest need because their greatest need was spiritual. The people were dominated by sin and needed forgiveness. Again God provided a sign that should remind the people of God's promise to deliver them if they would look to God in faith. This sign was indeed unique, in that, a virgin would conceive by the Holy Spirit and bear a Son, who would Himself be "God with us" and who would save the people from their greatest enemy, sin.

4. Application

God has given us a sign of His kind intention to deliver us from our sin. This sign, a virgin bearing a Son who is "God with us", should give us great hope. We must embrace in faith Christ, who is the center of the sign, trusting Him and Him alone to deliver us from sin, our greatest enemy. This Christmas we must also rejoice as we are reminded of the Christ child, born of a virgin, just as the prophet Isaiah predicted.

5. Review Questions

Why was Ahaz afraid? (The Kings of Ephraim and Syria had come up against him. He thought the house of David would be destroyed.)

What was Isaiah's message to Ahaz? (Do not fear, only believe, for the Lord would deliver.)

Did Ahaz believe Isaiah? (No)

What did God do since Ahaz did not believe Isaiah the first time? (He gave Isaiah a sign.)

What was the sign God gave to Isaiah? (He said a virgin would bear a Son whose name would be Immanuel, God with us.)

What was the greatest enemy the people of the first century had? (It was not the Romans, but rather their own sin.)

How did Jesus fulfill Isaiah's prophecy? (He was born of a virgin and was truly God with us. He was a sign to remind the people that God would deliver them.)

How should we respond to Christ and this sign? (We should place our faith in His ability to deliver us and make us new. We should rejoice as we are reminded of the miraculous birth of Christ.)

Signs of Deliverance

Tips for Teachers

- Prepare an example for children to use as a model.

Materials

- Black line master
- Crayons
- Tongue depressors or Popsicle sticks
- Glue
- Scissors

Instructions

1. Color then cut out both of the deliverance sign patterns.
2. Place the Popsicle stick between the two sides of the sign then glue it together.
3. Have children write their names on the Popsicle stick.

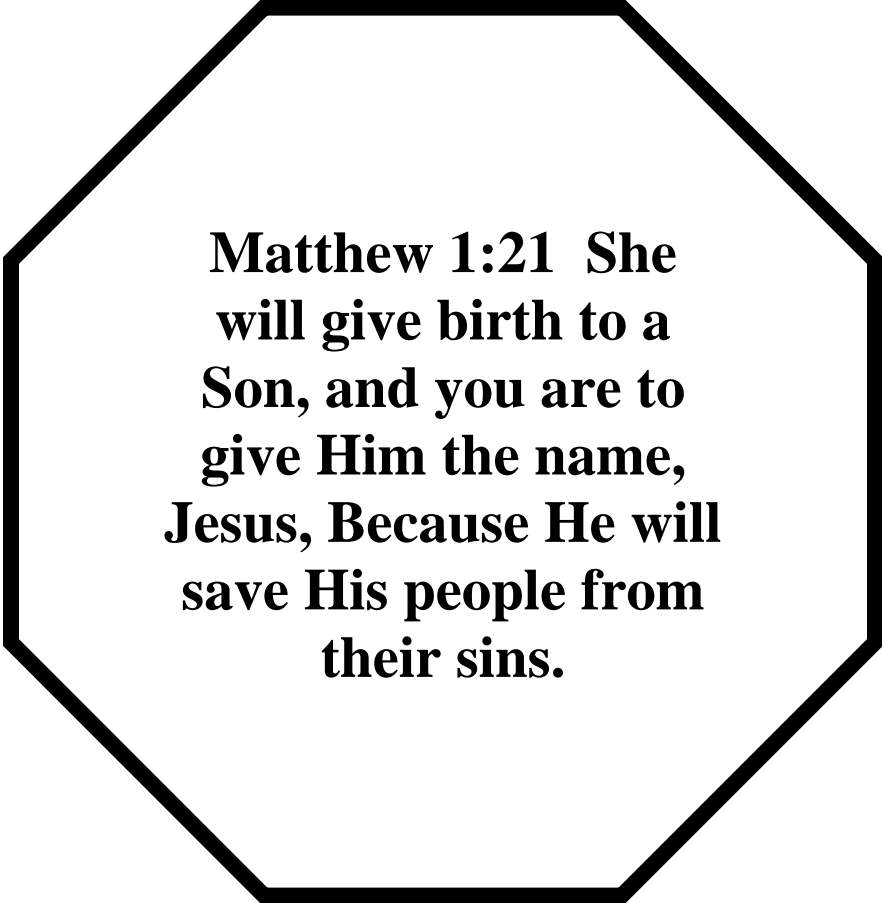
Faith Connections

Matthew 1:21 She will give birth to a son, and you are to give him the name Jesus, because he will save his people from their sins.

Use the questions at the end of the lesson to help children understand the sign that God gave to Ahaz and how it pointed to the birth of Christ.



**DELIVERANCE
AHEAD**



**Matthew 1:21 She
will give birth to a
Son, and you are to
give Him the name,
Jesus, Because He will
save His people from
their sins.**

Dec. Lesson 2

Lesson 3

Title: Advent – The prophesied ruler comes and is worshipped

Text: Micah 5:2-4, Matthew 2:1-12

Theme: Jesus is the King, foretold by the prophets, who would shepherd His people. He is worthy of worship.

Teaching Objectives: By God's grace, each child will

1. Understand how the people of Israel would have responded to Micah's prophecy.
2. Understand how Jesus fulfilled Micah's prophecy.
3. Come to see his need for Christ's rule in his life.
4. Bring gifts of praise and worship to Jesus, the King.

Memory Verse: *Matthew 2:6b...for out of you will come a ruler who will be the shepherd of my people Israel."*

Teacher Direction:

1. In this unit we have been looking at several prophecies in the Old Testament that speak of the advent of Christ. We have tried (especially in lesson 2) to understand what the prophecy would have meant to the people who first received it. Having gained this understanding, we then sought to see how the New Testament writer understood and applied the text. Hopefully this has led us to a current day application more consistent with the original intent of the author.

In this lesson we shall look at the prophecy in Micah 5:2-4. Again we shall first look at the prophecy through the eyes of those who first heard it. Then we shall see how Matthew applied the text as he wrote his gospel. Hopefully this study will lead us all to where the Magi were led – to the foot of Jesus - to lay before Him our gifts of worship.

2. Introduction

Begin by asking the children if they know what the word "prophecy" means. Give the children time to respond. Hopefully they will be able to determine that a "prophecy" is often a prediction of the future given to someone by God. Ask children if prophecies are usually good or bad. Through discussion help the children see that prophecies can be both good and bad.

Next, ask children how they would feel if someone prophesied that our government leaders were going to be taken away from us and that we were going to be invaded by another country's army. After a few children respond, ask the group how they would feel if someone also prophesied that later new leaders would be given and that the country would one day enjoy great power, even greater than ever before. Tell children that today's Bible story offers both a bad and good prophecy. Encourage them to listen well so that they can understand how the people felt who received the prophecy.

3. Bible Story

At this time, share the story developing the points below.

A. The background for Micah's prophecy. Micah prophesied in the 8th century BC. At this time both Israel and Judah enjoyed material prosperity, but both were in a downward spiral spiritually. Not only had they embraced some of the gods of foreign nations, but they were also guilty of abusing their fellow man. (These two sins are often companions of one another.) What made matters worse was that their rulers, both political and religious, were responsible for this decline.

B. The content of Micah's prophecy. As punishment for their defection, Micah predicted (under God's direction) that the people would suffer exile. Foreign nations would lay siege of their land and strike their rulers on the cheek with a rod (thus making mockery

of him). In fact, the people and their king would be taken away to a foreign land. For a time Israel would be abandoned by their God.

In the midst of this bad news Micah provided some hope. He said from the midst of Bethlehem Ephrathah would come a ruler who would stand and shepherd the people in the strength of the Lord. His coming would bring security to the people, for his greatness would reach to the ends of the earth.

C. Israel's likely response to Micah's prophecy. If the people had ears to hear, Micah's prophecy would have at first saddened them, and then would have given them hope. Since their problems stemmed from rulers who led them astray, knowing a ruler would come who would shepherd them well, would bring comfort to them. This comfort would be needed as they faced the difficulties that were certainly ahead.

D. Matthew's use of Micah's prophecy. When would this ruler come? Matthew finds fulfillment in the birth of Jesus. Wise men came from afar looking for the king of the Jews. Though the Jews did not recognize God's visitation in this way, the Magi did and came to pay homage to Him. Matthew states the prophecy from Micah to show that Jesus is that ruler and that as ruler He is worthy of our best gifts. What the Jews failed to do, the Magi did as an example to all of us. God had indeed visited His people with the ruler who would restore His people and lead them well.

4. Application

The babe who we celebrate at Christmas is the long-expected ruler. He has come to rule His people, to shepherd them in the strength of the Lord. We must respond to Him as the Magi did, with our best gifts. In fact, we ought to lay our lives at His disposal. We ought to enthrone Him as our ruler and trust Him to lead us as a good shepherd. The reality of this ruler should also be a source of great praise this holiday season.

5. Review Questions

What is a prophecy? (In our Bible a prophecy is often a foretelling of events to come by one inspired by God.)

What were conditions like during the time of Micah? (The nations enjoyed material prosperity, but suffered from poverty in spirit.)

What was Micah's prophecy? (He told the people that another nation would come, lay siege upon them, smite their king, and eventually exile them. He also provided hope telling the people of a ruler who would come to shepherd their nation and bring blessing to them.)

What effect should Micah's prophecy have had on the people? (It should have saddened them causing them to return to the Lord. Also it should have provided hope that God's judgment was only for a time.)

How was Jesus the fulfillment of Micah's prophecy? (He came as the ruler who would shepherd His people and one day reign over all the earth.)

How did the Magi respond to Jesus? (They acknowledged Him as king and brought gifts in order to pay homage to Him. They worshipped the newborn King.)

How should we respond to Jesus, the King promised to us long ago? (Worship Him, bring Him the gift of our life, submit to His rule in our life, and rejoice in Him.)

Gift of worship

Tips for Teachers

- Prepare an example to be used as a model for the children.
- You may want to collect Christmas wrapping paper several weeks in advance.

Materials

- Black line master
- Christmas wrapping paper—cut the same size as the master
- Hole punch
- Ribbon—cut to 10" lengths
- Glue

Instructions

1. Have the child fill in his/her name in the blank on the black line master.
2. Have children choose a piece of Christmas wrap and glue it to the back of the master.
3. Fold the paper together to resemble a gift.
4. Use a paper punch to punch a hole through the "gift book".
5. Thread the ribbon through the hole and tie it in a bow.

Faith Connections

Matthew 2:6b ...for out of you will come a ruler who will be the shepherd of my people Israel.

As children complete their craft discuss what kinds of gifts of worship they can give to Jesus. Because Jesus our ruler and good shepherd we should praise him with our best gifts of worship.

To: Jesus

My best gift of worship.

From:

To: Jesus

My best gift of worship.

From:

**Children's Church Grades 1- 3
Year 2 Curriculum - January**

Theme: Sin and Temptation

- Lesson 1 The Make-up of Temptation**
- Lesson 2 Resisting Temptation**
- Lesson 3 Rebounding From Sin**

Suggested songs related to the theme:

Lesson 1: The Make-up of Temptation

- | | |
|-------------------------------------------------|----------------------------------------|
| <i>Children Obey Your Parents</i> (Eph. 6:1) | <i>Hide Em In Your Heart, Vol. 1*</i> |
| <i>Follow Jesus</i> | |
| <i>I Have Hidden Your Word</i> (Ps. 119:11 & 9) | <i>Hide Em In Your Heart, Vol. 2**</i> |
| <i>Keep Your Tongue From Evil</i> (Psalm 34:13) | <i>Hide Em In Your Heart, Vol. 1*</i> |

Lesson 2 Resisting Temptation

Lesson 3 Rebounding From Sin

- A-B-C-D-E-F-G*
- Amazing Grace* (verse 1)
- Don't You Know*
- For God So Loved the World*
- I Will Sing of the Mercies*
- Lamb of God*

Also choose assorted general worship songs.

* Taped songs by Steve Green ©1990, The Sparrow Corporation

** Taped songs by Steve Green ©1992, The Sparrow Corporation

Children's Church Grades 1-3
Year 2 Curriculum - January

Lesson 1

Title: Sin and Temptation – the make-up of temptation

Text: Genesis 3:1-19, James 1:12-15, 1 John 2:15-16

Theme: Temptation comes when Satan entices us to give in to our evil desire to live independently of God.

Teaching Objectives: By God's grace, each child will

1. Understand Satan's role in temptation.
2. Understand his own role in giving into temptation.
3. Be able to share the consequences, which came to Adam and Eve when they gave into sin
4. Come to Christ seeking a new heart and strength to resist temptations.

Memory Verse: *James 1:14 but each one is tempted when, by his own evil desire, he is dragged away and enticed.*

Teacher Direction:

1. In this unit we shall be looking at sin and temptation. Since sin and temptation are a part of every person's life, including Christian's, it is important to understand some of its dynamics. In this unit we shall look first at the make-up of temptation. How is it that we are tempted to sin? In lesson 2 we shall look at how to keep ourselves from sin and temptation. Finally, in lesson 3 we shall look at how we must respond when we have fallen into temptation and sinned against our Lord and Creator.

It is hoped that through this study students will come to understand better the battle they are in. It is also hoped that students will grow in the graces necessary to fight against temptation, to rebound from giving into temptation, and to live more to the glory of their Creator.

2. Introduction

Begin by asking children if they know what the word "temptation" means. Give children an opportunity to share their ideas. Tell children that the dictionary states that a temptation is something that tempts, entices, allures, draws one into, tries to attract, and so on. After discussing this, show children a picture of a fishing lure and a mousetrap. Help children see that each often has something attached that tries to draw in the fish or mouse. It tempts them with something delightful to see and often good to eat, but has danger hidden below the surface.

Next ask children to describe situations when children their age would be tempted. Examples may include: cheating on a test, taking some of mom's freshly baked cookies without asking for permission, stealing candy from a brother or sister, or doing something an adult has already told you not to do. Tell the children that this month's lessons will focus on the problem of temptation and how we might with God's help resist them.

3. Bible Story

As you share the familiar story of the Fall, be sure to focus on the following points which center on sin and temptation.

A. Satan's part in temptation – Our story clearly shows one of the main players in our struggle with temptation and the strategies that he uses. That player is Satan, the adversary, who comes to Eve in the form of a serpent. His tactics include bringing doubt to the mind (Has God said...), twisting the Word of God to make it sound unreasonable (...you shall not eat of **every** tree of the garden), lying or being deceitful (You surely

shall not die), and marring the character of God (making Eve believe God was keeping something good from them).

B. Man's part in temptation – Lest we get the idea that “the devil made me do it” is a good excuse for giving into temptation, it is important to see man's contribution to the situation. When Eve was confronted with Satan's schemes, she was not passively drawn into sin. As James would suggest (1:14-15) she was drawn into sin by her own evil desires. John described this (1 John 2:16) as the lust of the flesh (desire aroused by our inner passions contrary to the will of God), the lust of the eyes (desire or greed for things aroused by seeing them), and the pride of life (glorying in one's self and one's possessions more than in God). This may have been what the author meant when he said that Eve “saw that it was good for food, was pleasant to the eyes, and would make one wise”. Eve, as well as Adam, was certainly responsible for their fall into sin.

C. The tragic consequences of giving in to temptation – Sin which follows temptation always carries with it consequences. James said that temptation leads to sin which leads to death. Such was the case with Adam and Eve. When they sinned, death, in the form of separation, came upon them. Death entered their relationship with God (they hid from Him), their relationship with one another (they accused one another and sought to cover themselves from one another), and their relationship to nature (an animal was killed for them and the creation was subject to decay from that point on.) God, their Creator, also needed to bring judgment upon them for their rebellion.

4. Application

We must know the ways of Satan and of our own hearts. Satan does prowl about seeking those whom he may devour. He uses deceit, half-truths, and other tactics that we must be aware of. We must also be aware of our own hearts. We must recognize our tendency to go our own way, to want to be our own god, and we must run to God seeking His help and the new heart He wants to give us.

5. Review Questions

What is a temptation? (Anything that seeks to draw us away from God's will)

What part does Satan have in our temptations? (He does desire to cause us to fall. He will use lies, bring doubt to us, suggest that God is keeping some good from us, and twist Scripture.)

What part do we play in our temptations? (We are drawn into sin by our own evil desires)

Why did Eve give into temptation? (She gave into the lust of the flesh, the lust of the eyes and the pride of life. She believed the lie that God was keeping something good from her and Adam.)

What things tempt children of your age? (Answers may vary.)

Who or what alone can help you against temptations? (Only God can help us. When He saves us He gives us a new heart that will enable us to resist.)

New Heart

Tips for Teachers

- Prepare an example to serve as a model for children

Materials

- Black line master
- Stickers or Avery dots to use as seals
- Crayons



Instructions

1. Copy two masters back to back.
2. Have children fold ends of the paper in toward the center on dotted lines to form heart on front of craft.
3. Allow the children to color and/or decorate their hearts.
4. Inside the heart is a prayer. Read it with the children. Have children sign their names at the bottom of the prayer.
5. Place a seal on the outside of the heart to hold the heart together.

Faith Connections

James 1:14 but each one is tempted when, by his own evil desire, he is dragged away and enticed.

As the children complete the craft, talk about how we can resist temptation. We can resist temptation because when God saves us he gives us a new heart. God can seal our hearts against temptation if we follow him.



Father,

Give me a new heart.
Help me to hide your
word in my heart
and to rely on you when
I am tempted.
Seal my heart against sin.

Love,

Jan., Lesson 1

Lesson 2

Title: Sin and Temptation – Resisting temptation

Text: Matthew 4:1-11, Psalm 119:9-11, Hebrews 4:14-16, Proverbs 4:14-15, James 4:7, Matthew 26:41

Theme: God has provided his children with means to resist temptation.

Teaching Objectives: By God's grace, each child will

1. Be able to relate how Jesus resisted temptation.
2. Be able to name several aids God has given to him to resist temptation.
3. Thank God for giving him a way of escape in every temptation, and pray for grace and strength to resist.
4. Commit to hiding God's Word in his heart as a way of resisting temptation.

Memory Verse: 1 Corinthians 10:13 *No temptation has seized you except what is common to man. And God is faithful; he will not let you be tempted beyond what you can bear. But when you are tempted, he will also provide a way out so that you can stand up under it.*

Teacher Direction:

1. In the first lesson of this unit we looked at the make-up of temptation. We saw, first of all, Satan's part in our temptation. He comes to us twisting Scripture, lying, and seeking to cause doubt and mar our perception of God's character. Yet we are not passive in the process, for we saw that we are drawn away by our own evil desires to give into temptation. Additionally, we saw that when we fall to temptation that we become subject to the consequences of sin, which affect our relationship to God, others and our world. Since temptation can lead to sin, and sin leads to death and all its consequences, we must ask the question how we can resist temptation. In this lesson we shall briefly explore what the Scriptures give us to aid our battle with sin.

2. Introduction

Begin by reviewing the main ideas from the previous lesson. Have children give you a definition of temptation, share how Satan is involved in temptation (by encouraging doubt, twisting Scripture, deceiving, and questioning God's character), and tell what part they have in giving into temptation. In addition, ask children what consequences came when Adam and Eve fell into temptation.

To introduce the concept of this lesson, ask each child to pretend that he is a mother or father fish. Assuming their new identity as fish, ask the children what advice they would give to a baby fish that would help that fish not get trapped by a fishhook. After discussing their ideas, tell the children that God has given us some "advice" that can help us not give in to temptation. Encourage children to listen well to the story to try and find out what God has given us to help us resist temptation.

3. Bible Story

As you share the story found in Matthew 4 and the other references (listed above) be sure to emphasize the points that follow.

A. Satan's tactics in temptation – In this text Satan is called the tempter for this is one of his major roles. To tempt Jesus he offers bread after Jesus had fasted for 40 days. Perhaps this was designed to pander to His flesh. With this he sought to get Jesus to choose physical bread over the bread of the Word of God. In his second temptation, Satan twisted the Scriptures to make it say exactly the opposite of what it was designed to say. Perhaps in this temptation he sought to tempt Jesus with pride over His being the Son of God. In the final temptation, Satan showed Jesus all the kingdoms of the world. Perhaps this was to incite desire from the eye-gate. In all these temptations

Satan is working to get Jesus to move away from absolute obedience to His Father's will and ways.

B. Jesus resists temptation - Jesus spent 40 days in the wilderness fasting. Truly this would have weakened His physical state, but the opposite is more probable in regard to His spiritual state. Indeed Christ must have used the fast to strengthen His oneness with the purposes of the Father. When finally tempted by Satan, Jesus was ready to resist because He had drawn near to His Father and had wholly submitted Himself to the Father's purposes. From this inner strength, Jesus faced every attack of Satan by resorting to the Word of God. His knowledge of God's Word and thus God's will enabled Jesus to escape temptation.

C. Help for resisting temptation – A time of temptation is a time of testing. Our response to the test shows what is in our heart. When Christ was tempted a pure heart shone forth. When we are tempted our hearts will shine forth as well. If we are without Christ, it will be shown that we have a darkened heart when we fall to temptation. If, however, Christ lives in us, we will have at our disposal the greatest aid against temptation – a new heart (one just like Christ's).

Having a new heart will then make other resources more effective. We like Jesus can use the resource of 1. Drawing near to God and submitting to Him (James 4:7) 2. Hiding the Word in our hearts and using it in times of temptation (Psalm 119:9-11) 3. Praying, that is, coming to Jesus who was tempted in all ways, yet without sin (Hebrews 4:14-16) 4. Avoiding evil companions and paths where we know we will be tempted (Proverbs 4:14-15) 5. Living with a wartime mentality, being watchful (Matthew 26:41) and believing God has a way of escape (1 Corinthians 10:13).

4. Application

Temptation to sin is a reality for every Christian. The good news, though, is that God has made a way for us to escape. If we are to escape temptation and have victory, it is important for us to be sure that we are true children of God possessing a new heart. Once this is established, we must be sure to utilize the aids God has given us to resist. We must draw near to God as we search the Word and pray, watching whom we walk with and where we go.

5. Review Questions

What is one of Satan's major jobs in his war with Christians? (He is a tempter)

What are some of the tactics Satan used in his tempting of Christ? (He twisted Scripture; tried to appeal to Jesus' hungry flesh, pride, and eyes; tried to get Jesus to seek things apart from His Father's will.)

How did Jesus resist temptation? (He had drawn near to God and then fought each temptation with the Word of God)

If a friend of yours was having a problem with being tempted to steal, how would you try to help him? (First of all, he must be encouraged to give his life to Christ. Apart from his possession of a new heart, he would be helpless. After this encourage this friend with his need to pray, read God's Word, develop friendships with others who desire to follow Christ, use good judgment in where he allows himself to go,...)

Why is it difficult to fight temptation apart from Christ? (Out of evil hearts come all sorts of evil actions. Christ's presence in us alone will give us strength to resist temptation.)

Heart Bible Bookmarks

Tips for Teachers

- Make an example ahead of time to use as a model.

Materials

- Black line masters run on card stock back to back or run verse on paper and have children glue to one side of bookmark
- Ribbon—10" lengths
- Stickers—Valentine stickers would work well for this craft

Instructions

1. Run off and cut bookmark master into individual book marks.
2. Punch holes at top of bookmark and insert ribbon ahead of time to save time.
3. Give each child a bookmark to decorate using crayons, markers and stickers.
4. If you have not attached ribbon have children tie ribbon at top of bookmark.

Faith Connections

1 Corinthians 10:13 No temptation has seized you except what is common to man. And God is faithful; he will not let you be tempted beyond what you can bear. But when you are tempted, he will also provide a way out so that you can stand up under it.

Discuss with the children how hiding God's Word in their hearts will help them when they encounter temptation. Ask the children if they can think of some verses that might help them when faced with temptation.

Psalm 119:11

I have
hidden
your
word in
my heart
that I
might not
sin
against you.

Psalm 119:11

I have
hidden
your
word in
my heart
that I
might not
sin
against you.

Psalm 119:11

I have
hidden
your
word in
my heart
that I
might not
sin
against you.

Psalm
119:11

I have
hidden
your
word in
my heart
that I
might not
sin
against you.

Lesson 3

Title: Sin and Temptation – Rebounding from sin

Text: 2 Samuel 11:1-12:15, Psalm 51:1-17

Theme: Having sinned, the only passageway to restoration is repentance.

Teaching Objectives: By God's grace, each child will

1. Understand the events that led to David's tragic fall into sin.
2. Be able to relate what was positive about David's response when confronted with his sin.
3. Become convinced of the importance of confessing and forsaking (repentance) sin when confronted with it.
4. Praise God for His mercies in restoring us to His fellowship.

Memory Verse: *Proverbs 28:13* *He who conceals his sins does not prosper, but whoever confesses and renounces them finds mercy.*

Teacher Direction:

1. In this unit we have been looking at sin and temptation. In the first lesson we examined the anatomy of temptation with the hopes that an understanding of how Satan and our heart works will make us more aware of how sin gets us entangled. In the second lesson we looked at God's provision for helping us resist sin. Starting with His gift of a new heart, God equips us with His word, prayer, faithful companions, and other resources to help us find that "way of escape".

Even though the above awareness and resources are enough to keep us from sin, we all still succumb to temptation. The question then becomes, "What do we do if we have fallen into sin?". In this lesson we shall look at an event in David's life, which perfectly illustrates the proper Christian response. When convicted of our sin, we must not harden our hearts, but confess and renounce our sin as we call on the Lord's mercies.

2. Introduction

As you begin the lesson, review the major points from the first two lessons. Remind children how Satan does his work of temptation by encouraging doubt, twisting Scripture, deceiving, and questioning God's character. Remind them as well of the evil in their own hearts that draws them into the temptation. Furthermore, discuss the resources God has given to us to resist temptation. Your discussion should include reference to God's Word, His nearness, prayer, faithful companions, a state of watchfulness, but especially a new heart.

Next, ask children to share the kinds of temptations with which they struggle. To make this more anonymous, you may wish to have each child submit on a piece of paper his most difficult temptation. These temptations can be tallied to see what kinds of things tempt children most. Having established the kinds of things with which children are tempted, ask them to raise their hand if they have fallen into one of these temptations. Hopefully every hand will be raised showing they have some consciousness regarding sin. Finally, ask children what they do when they have given into temptation. After a brief discussion, encourage the students to listen well and try to find out what the Bible tells us to do when we have sinned.

3. Bible Story

As you share the story emphasize the points that follow. Be sure to handle this story in an appropriate manner for children at this age level.

A. David falls into sin – David's temptation began with the eyes. He looked upon Bathsheba and found her beautiful to behold. (So many of our temptations begin with the eyes.) He then inquired about her. Having found out she was married he should have used his knowledge of God's commandments (His Word) to resist the temptation.

Unfortunately he did not do this. Instead he sent for her, took her and lay with her. He had given in to the lust of his flesh. Trapped by sin, but not convicted of its evil, David next sought to hide it. Uriah, however, was too noble a man, so David's plan was foiled. Tragically, David, fearful of being found out, plotted to have Uriah killed. This plan worked, but He failed to realize that God, whom he failed to draw near to, saw all. David had given into the ways of Satan and his own heart, and neglected the use of God's resources.

B. David confronted with his sin and its consequences – God sent His prophet to expose David's sin. Nathan utilized a story to show that David, who had been given so much by God, despised this blessing, and sought more contrary to God's command. (Essentially this is what Adam and Eve had done. God had blessed them immensely, but they sought more apart from the will of God.) As a result of this folly, the sword, adversity, humiliation, and the tragic death of several of his children would plague David's house. David had been lured into sin by Satan and his own evil heart, and now would suffer the consequences. Though forgiveness would be granted upon repentance, the consequences would not go away. Help children see this important point.

C. David confesses his sin – In the text in 2 Samuel David's response is very brief, but is so important. Convicted by the evil of his sin, David confesses that he has sinned against the Lord. This is so important because it shows him facing his sin instead of denying it, and it shows his understanding that all sin is ultimately against God. To fill out this response of David, read Psalm 51 in a simple version. Help children see David's clear acknowledgement of his sin and the depths of his desire for the mercy and cleansing of God.

4. Application

What do we do when we give into temptation and sin? We must not try to hide our sin, nor add one sin upon another. Instead we must confess our sin. We must face it directly and call it what it is: an affront to the God who made us. Then we must, like David, go to God and call on His mercies, asking for His cleansing and power to live in purity. Finally, we must thank God for mercies received.

5. Review Questions

How did David's fall into sin begin? (The Bible says he saw – it began with the eyes.)

What resources should David have used to resist temptation? (He should have drawn near to God and should have used his knowledge of God's Word.)

What commandments of God should David have used to fight his temptation? (You shall not murder; you shall not commit adultery.)

How was David's sin similar to Adam and Eve's? (God had blessed them so much, however, they despised this blessing desiring more contrary to God's will.)

Was David forgiven? If so, were the consequences removed? (David was forgiven, but the consequences remained.)

What consequences did David suffer for his sin? (He lost his son, lived in turmoil,...)

What was David's response when confronted with the evil of his sin? (He confessed it as sin against God.)

When we sin how should we respond? (We must confess the sin and call on God's mercies for cleansing and restoration.)

Repentance Arrows

Tips for Teachers

- Make an example to serve as a model for children.

Materials

- Black line master
- Scissors
- Glue
- Popsicle sticks

Instructions

1. Each child should cut out two arrows.
2. Glue the arrows together with the Popsicle stick in between.


Faith Connections

Proverbs 28:13 He who conceals his sins does not prosper, but whoever confesses and renounces them finds mercy.

While the children are finishing their craft, discuss the meaning of repentance. Repentance is turning from sin to God or turning from my way to God's way. When we sin we shouldn't try to hide it. We should confess our sin and turn to God for restoration.



My Way



God's Way

Jan., Lesson 3

**Children's Church Grades 1- 3
Year 2 Curriculum - February**

Theme: Attributes of God

- Lesson 1 God is a Just Judge**
- Lesson 2 The Wisdom of God**
- Lesson 3 God is Good**

Suggested songs related to the theme:

Lesson 1: God is a Just Judge

Great Is The Lord
He Is Lord
I Will Sing of the Mercies

Lesson 2: The Wisdom of God

Awesome God
I Am The Way
The Wise Man and the Foolish Man
Sandy Land

Lesson 3: God is Good

God Is So Good
His Banner Over Me is Love
Thy Lovingkindness

Other General Worship Songs To Consider Using:

He Is Exalted
How Majestic is Your Name
King of Kings
Mighty Is Our God
Sing to the Father
We Bow Down
We Will Glorify
You Are the King of Glory

Children's Church Grades 1-3
Year 2 Curriculum - February

Lesson 1

Title: Attributes of God – God is a just judge

Text: Acts 5:1-11

Theme: The just judgment of God shows that right and wrong do matter to God.

Teaching Objectives: By God's grace, each child will

1. Be able to tell how God acted as just judge in the story from Acts 5.
2. Be convinced that right and wrong really do matter to God.
3. Petition God for a new heart so that they might live according to God's ways.
4. Live in such a way that shows he is mindful of the coming judgment of God.

Memory Verse: *2 Corinthians 5:10 For we must all appear before the judgment seat of Christ, that each one may receive what is due him for the things done while in the body, whether good or bad.*

Teacher Direction:

1. We live in a day and age when the only acceptable view of God is as a loving and gracious Father. Though this description of God is true, it is only a partial description. God is also seen as a righteous judge. From Genesis 3 to the last chapter of Revelation, God is shown bringing righteous judgment upon His creatures. To neglect this attribute of God would be to neglect a very important shade of God's character. In this lesson (the first of three on God's attributes) we would like to explore God as a just judge. It is hoped that such a study will show that God is a moral God, which right and wrong really do matter to Him. A by-product of this understanding may lead to a fear of God's judgment, but it is hoped that this will lead to an acknowledgment of sin and a need for Christ.

2. Introduction

To introduce this lesson, ask the children to describe God. Tell them to share with you words that tell us what God is like. As the children share, write their suggestions on the board. When you have finished writing their suggestions, take time to see if they have included anything close to God as judge. Help the children see that though we often don't think of God as judge, that this really is an important part of who He is. Next ask the child if they know what a judge is. Guide them to understand that a judge is someone who has been given the authority to decide cases; he has the right to find out if a person has done wrong and then to decide what the penalty will be. Tell the children that God, too, is a judge, but that He is different from human judges in the following ways: A. He has not been given authority because as Creator of all, He has all authority B. He does not have to decide cases because He already knows all. Tell children to listen carefully to today's story, which will help them learn about God as a just judge.

3. Bible Story

As you share the story emphasize the points that follow.

A. Background – The background of this story is important to know as it will serve as a great tool of contrast. God had just poured out His Spirit. This was the long awaited fulfillment of His promise in Jeremiah 31 and other O.T. texts. Peter, filled with the Spirit, stood up and preached in the name of Jesus, and 3000 were saved. The Church was off to a great start. All who saw what was happening in their midst were amazed at what God was doing. God's goodness, grace and love were certainly manifest among the people.

B. The sudden judgment of God – In the midst of such a wonderful time, a time of awe and expectation, a horrible thing happens. Two people, Ananias and Sapphira, are struck dead. They had conspired together to lie about a gift they had given, wanting others to think that they had sacrificed more than they really had. But God, the righteous judge, saw what they did and put them to death. The people who saw this and later heard of it were struck with fear.

One has to wonder why God was so severe? Though there may be many answers to this question, surely one reason is that God wanted to show this newly forming church that right and wrong really do matter. If the church was to go forward and bring glory to God, it must be careful how it lived and especially how it handled truth. Certainly this tragic event made a great impression on this fledgling church.

C. The sure judgment of God – Though God does not judge His people as quickly as He did in Acts 5, His judgment is still very sure. As this lesson's Bible verse suggests we shall all come before the judgment seat of Christ and be rewarded for the things we have done in our body whether they are bad or good. This verse does not suggest that we are saved by works, but rather at the judgment our deeds will show the inclination of our heart. If God has renewed our heart, our deeds will show this; if our heart is still darkened, our deeds will reveal this as well.

4. Application

God is a righteous judge. Right and wrong matter to Him so much that He will hold everyone accountable for the way they live. The coming judgment should cause us all to acknowledge our sin and come to Christ for a new heart. For those who have come to Christ for refuge, the judgment should encourage us to live every day for the God who died for us so that we would not be condemned. Live in such a way, so that, by the grace of God, the judgment will be a time of great reward (2 Timothy 4:8).

5. Review Questions

What is a judge? (One who is given authority to decide cases)

How is God different than a human judge? (No one gives God authority because He is the Creator of all. He doesn't have to decide what is true, because He already knows.)

What were things like in the early days of the church? (God was working, grace and love were very evident. These were amazing times.)

What tragedy hit the early church in the midst of all the blessings? (God struck dead Ananias and Sapphira.)

What had Ananias and Sapphira done wrong? (They lied. They tried to make people think they had sacrificed more than they really had.)

How did the people respond to this tragedy and what do you think they learned? (They feared. They learned that right and wrong really do matter to God.)

What will happen at the judgment seat of Christ? (We all will be judged for the things we have done.)

What do our good deeds tell about us? (They show if our heart has been renewed by God or not.)

How will knowing God as judge affect the way you live?

Heart Pendant

Tips for Teachers

- Make a sample before class to serve as a model for children
- One way of handling glue is to pour a small amount on paper plates and allow children to apply glue using Q-tips.

Materials

- Black line masters—run back-to-back.
- Scissors
- Glue
- Yarn—30" length per student

Instructions

1. Have students cut out fold-over heart pattern.
2. Fold the pattern in half.
3. Tie the yarn into a loop that fits over the child's head.
4. Put a SMALL amount of glue on the inside crease of the heart and fold it over the yarn to make a pendant.

Faith Connections

2 Corinthians 5:10 For we must all appear before the judgment seat of Christ, that each one may receive what is due him for the things done while in the body, whether good or bad.

While children are completing the craft explain that God sees inside our heart like no one else. God knows what's in our hearts and right and wrong matter to him.

2 Corinthians 5:10

**For we must all appear
before the judgment seat
of Christ, that each one
may receive what is due
him for the things done
while in the body, whether
good or bad.**

2 Corinthians 5:10

**For we must all appear
before the judgment seat
of Christ, that each one
may receive what is due
him for the things done
while in the body, whether
good or bad.**



Lesson 2

Title: Attributes of God – The wisdom of God

Text: Daniel 2

Theme: God's wisdom is seen in His guiding all things towards His glory.

Teaching Objectives: By God's grace, each child will

1. See the inadequacy of the wisdom of men.
2. Be able to tell how God's wisdom was seen in the Bible Story.
3. Praise God for His wisdom in ordering all things towards His glory.
4. Acknowledge God's wisdom by placing their trust in Him for all things.

Memory Verse: *Daniel 2:20 ... "Praise be to the name of God for ever and ever; wisdom and power are his.*

Teacher Direction:

1. In this unit we are dealing with three attributes of God. As we study each individual characteristic it is important to remember that God can never be defined by a single attribute, nor is He definable by putting all the attributes together. God is far greater than any single attribute and even our most complex description of Him. Thus, as we study God's character we want to remain in awe of the mystery and grandeur of His person. In this lesson we shall look at the wisdom of God. By God's wisdom we mean His ability to know and choose the best and noblest end at which to aim, as well as the most appropriate and effective means of achieving that end. According to our Bibles, the end to which the wisdom of God points is the glory of God, and how God accomplishes that end reveals the wonders of His wisdom. We can see this end and some of the means God used in our story from Daniel 2.

2. Introduction

As you begin this lesson take time to review the previous lesson. Ask children which characteristic of God was discussed last week. Remind them that we said that God is a just judge; that right and wrong really do matter to God, and that each of us will stand before God as our Judge to give account for how we lived.

Next, introduce the attribute of wisdom. Ask children what they think the word "wisdom" means. After they share some of their ideas give the children a problem to solve, one that requires wisdom, like the following: You are in first grade and you usually walk home from school. Recently as you walk home there is a boy, in the second grade, who waits for first graders because he wants to push them in some sticker bushes. Some of your friends have already run into this boy and landed in the bushes. You do not want that to happen to you. What do you do?

After sharing the story tell children that they are going to have to use their wisdom to solve the problem. Tell children that wisdom includes knowing what the best goal is and then knowing the best way to achieve the goal. Ask children what the best goal would be. Help children see that it would be best to get this child to stop doing what he is doing so that no one will get hurt any more. Then ask children what they think the best way would be to accomplish this goal. Help the children come up with a number of solutions and then to evaluate each in light of what they think God would want them to do. Finally assist children in choosing the best course.

3. Bible Story

After the above introduction move on to tell the children about the wisdom of God. The following points taken from Daniel 2 will be important to share.

A. The inadequacy of man's wisdom – When King Nebuchadnezzar had a dream he was very troubled. He knew the dream had significance, but he did not know what it meant. To help solve this dilemma, he called in all his wise men – magicians, astrologers,

sorcerers, and Chaldeans – hoping that they would be able to tell him the dream and its interpretation. Unfortunately all the wisdom of the King and all the wisdom of all the wise men was not enough to solve this problem. Man’s wisdom, even at its best, is limited and not adequate for solving life’s most important questions.

B. The display of God’s wisdom – When confronted with his possible death, Daniel went to the source of all wisdom – God. Supported by his companions he sought the mercies of God. Granted those mercies, Daniel approached the King and was able to reveal the dream and its interpretation. Throughout this drama God’s wisdom is seen at several levels: 1. God reveals the dream and its interpretation to Daniel. This shows He is the one who knows the deep and secret things. This God knows all things and is able to reveal them to whomever He wants. 2. God has a plan and is working out His plan perfectly. Nebuchadnezzar is part of that plan, but he will play His part and move on. God’s plan will continue after him until God establishes His kingdom, which shall last forever.

C. The response to God’s wisdom – Confronted with this demonstration of God’s wisdom (in revealing secrets and in working out His plan for the ages), Nebuchadnezzar is moved to praise. He states that Daniel’s God is truly God of gods and Lord of lords. Thus, through this demonstration of wisdom, God’s name is glorified, which, in fact, is the highest aim of that wisdom.

4. Application

Our God is an all-wise God. He knows all things. He knows the best and highest aims; He knows the best ways to achieve those aims. He has a plan that is perfect which He is working out to achieve His highest aim - His own glory. Knowing God is wise like this should move us all to trust Him fully with our life. He knows the best aim for our life and the best way to accomplish that aim. We could do no better than to deposit our life into the hands of an all-wise God.

5. Review Questions

Wisdom has two main parts. What are they? (Knowing the best goals. Knowing how to achieve those goals in the most effective ways.)

What did we learn about the wisdom of man from this story? (It is inadequate for meeting all of life’s challenges. It has its limits.)

How did God demonstrate His wisdom to King Nebuchadnezzar? (He showed the king that He was able to reveal the deepest secrets and He showed Him that He has a wise plan that He is working out perfectly.)

How did Nebuchadnezzar respond to God’s display of wisdom? (He praised and glorified God.)

What is the highest aim or goal to which God’s wisdom is working? (To glorify God.)

How can knowing God is wise help you weather a very difficult time? (You can trust God because you know He knows the best goals for your life and the best means to achieve those goals. You can rest assured that the difficult time is designed by a wise God for your highest good.)

Who's the Wisest Booklet

Tips for Teachers

- Make an example before class to serve as a model.
- You may want to cut and staple booklets ahead of time to save time.

Materials

- Booklet black line master run on both sides
- Stapler
- Crayons—markers will soak through the pages.

Instructions

- 1..If you have not already compiled booklets have the children cut on the dark lines. Put pages in order and staple. Note: have adults do the stapling checking to be sure pages are in the proper order.
2. Have the children color a picture to complete each page, drawing a self-portrait on the last page.

Faith Connections

Daniel 2:20... "Praise be to the name of God for ever and ever, wisdom and power are his.

Discuss with the children the fact that God is an all wise God. He knows everything about us because he created us. He knows the deepest secrets. Because God is all wise we can trust him to take care of us even when times are difficult or scary.

Who's the Wisest?

By _____

Who's wise enough to
make a

_____?

Who's wise enough to
make a

_____?

Who's wise enough to make me?

GOD IS!

Lesson 3

Title: Attributes of God – God is good

Text: Psalm 107

Theme: God's goodness is seen in His generous giving to men far beyond what they deserve.

Teaching Objectives: By God's grace, each child will

1. Be able to define what we mean by the goodness of God.
2. Give examples of the goodness of God.
3. Count his blessings, each an expression of God's goodness.
4. Come to God with praise and thanks for His abundant goodness.

Memory Verse: *Psalm 107:1 Give thanks to the LORD, for he is good; his love endures forever.*

Teacher Direction:

1. In our first lesson we spoke of the justice of God. We learned that God is a just judge, that right and wrong really do matter to Him, and that we all shall give account to this just judge for how we lived our lives. Such a view of God is true, but is only a partial view. This attribute needs to be seen in the light of others.

One particularly important attribute to place alongside God's justice is His goodness. By God's goodness we mean the sum total of God's revealed excellencies; the perfections of His nature which lack nothing and which have no defect. More specifically, we often talk of God's goodness in terms of His generosity, that is, His disposition to give to others in a way that has no mercenary motive, which is not limited by what the recipient deserves, but consistently goes beyond it. It is this specific definition that we shall be introducing to the children in this lesson.

2. Introduction

Begin by reviewing the past two lessons. Remind the children that God is a just judge, that right and wrong do matter to Him, and that each of us shall give account for our behavior. Also bring to their remembrance that God is an all wise God, that He knows all mysteries, and that He is working out a perfect plan to accomplish the highest goal – the glory of His name.

As you introduce the final attribute for this unit ask children if it is good to view God in terms of only one of His attributes. Hopefully the children will realize that to view God in this way is to distort who He really is. Suggest to the children that today's attribute, goodness, is an important one because it serves to balance what was said about God in the first lesson, that He is a just judge.

Next, ask the children to provide a definition for the word goodness. After some discussion, suggest that goodness is significantly expressed in His generosity, in His giving to man much more than they deserve. Having established a basic definition, ask children for examples of God's goodness. Through discussion help the children understand that God shows His goodness through A. His generosity in providing sun, rain, food,... for all mankind B. His pity shown to those in distress C. His patience showered on those who continue in sin D. His saving men from their sins.

3. Bible Story

The following concepts should be developed as you work your way through Psalm 107. A. God's goodness expressed – This Psalm praises God for His goodness expressed in His enduring mercies. It offers four situations where God's goodness is manifest. There are those wandering in the wilderness that the Lord leads to a city. There are those imprisoned people who the Lord sets free. There are those foolish ones whose folly led them near death that the Lord healed and brought deliverance. Finally, there are those

who are troubled at sea whom the Lord brings to calm. Beyond these expressions of goodness the Psalmist reminds his readers of God's provision of water (vr. 35), food (vr. 37), cattle (vr. 38), deliverance from oppression, affliction, and sorrow.

B. God's goodness undeserved – In at least two of the four situations the Psalmist describes, it is evident that the recipients of mercy are undeserving. Those in the prison were bound because they rebelled against the words of God. The fools were afflicted because of their transgression and iniquity. Beyond these obvious marks of lack of merit, it is easy to see that all each group could do was cry out for mercy. They were in no place to bargain or offer something for the favor they were requesting of the Lord. They could only throw themselves at the feet of God and wait for His goodness and mercy.

C. God's goodness acknowledged – In verses 8, 15, 21, and 31 we see the response to the goodness of God, which the Psalmist felt, was worthy. He says, "Oh that men would give thanks for the goodness (lovingkindness – NIV) of the Lord..." He further says at the end of the Psalm that the one who is wise will observe these things and understand the lovingkindness of the Lord. With these words the Psalmist encourages us to open our eyes and acknowledge the many goodnesses that the Lord has showered upon us and to give thanks. Acknowledge the hand from which each blessing comes.

4. Application

If we have eyes to see, we will realize how good the Lord has been to us. He gives us all of our daily necessities. When we are in a pit he hears our cry and shows pity. When we are running from Him, He patiently lures us back. Most of all, having seen us in our bondage to sin, He works a marvel in our heart to bring us out of that bondage to deliver us to a life of service. Such a God is worthy of our praise and every expression of gratitude we can muster.

5. Review Questions

What do we mean by the goodness of God? (God gives us of His treasures far beyond any of us deserve.)

How was the goodness of God shown in this Psalm? (God brought wanderers to a land, He broke the prisoners bands, He healed the foolish man, and He brought the storm tossed person to a calm haven.)

Was the goodness of God in each situation merited? (Clearly none of the recipients of God's goodness was in any position to declare their merit. All each could do was to call out for mercy. Two of the four were clearly deserving of nothing but punishment for their rejection of the ways of God.)

How should we respond to the goodness of God? (We should praise God from a heart full of gratitude.)

Project: Count your blessings – list on paper all of the unmerited blessings of God in your life. Then take time to thank God for His incredible mercy. Remember: it is the wise person who takes note of these things and understands the lovingkindness of the Lord.

God is Good Spinner

Tips for Teachers

- Make an example before class to use as a model
- If you wish you can make this craft without the spinner.

Materials

- White paper plates
- Brads—one per student
- Black line master
- Glue
- Scissors

Instructions

1. Give each child a white paper plate.
2. Glue the verse master in the center of the plate.
3. Have the children color, then cut and glue the blessings God gives them around the outer edge of the plate. Use the blank blessing boxes to allow children to add their own ideas to the spinner.
4. Insert the brad through the dot in the spinner and then through the dot in the center of the plate.

Faith Connections

Psalm 107:1 Give thanks to the LORD, for he is good; his love endures forever.

As children work on their craft discuss the many blessings God gives us all.

Psalm 107:1 Give thanks to the



LORD, for he is good; his love

